



2023

ANNUAL MEETING

& Economic Forecast

Premier Sponsor:



2023 KEDA ANNUAL MEETING

Premier sponsor:



Event sponsors:



KEDA Founding Investors:



- 11:00 Networking & Lunch
- 11:30 Welcome
- 11:40 Economic Forecast
- 12:10 SharedWork Program
- 12:12 Board Elections & SAFE Boats International Announcement
- 12:20 KEDA 2022 Annual Report & 2023 Plan
- 12:30 Matchstick Lab, Microbusiness Accelerator Spotlight
- 12:50 Economic Champion Award
- 1:00 Closing Remarks

Premier Sponsor




Recognized as Washington State's:

2nd Oldest Family-Owned Business

6th Largest Women-Owned Business

34th Largest Family-Owned



Economic Forecast

Featuring:



James McCafferty

Co-Director, Center for Economic & Business Research, WWU



Hart Hodges

Co-Director, Center for Economic & Business Research, WWU

Yogi Was Right

Kitsap Economic Development Association

March 30, 2023

Hart Hodges
James McCafferty



CENTER FOR
ECONOMIC AND
BUSINESS RESEARCH



Today

- **National Outlook**
 - **Get ready for an argument**
- **The Puget Sound and Kitsap County**
- **A Few Stray Thoughts**

“It's tough to make predictions, especially about the future”, Yogi Berra



CENTER FOR
ECONOMIC AND
BUSINESS RESEARCH



Not This Kind of Argument

Fed's Bullard sees more rate hikes as bank stress abates

St. Louis Fed President James Bullard is optimistic stresses in the the banking system will abate in the weeks and months ahead.

Yahoo Finance



Business Fox Business • yesterday

Bill Ackman warns US economy headed for 'train wreck' after latest Fed rate hike

Hedge fund manager Bill Ackman sounds the alarm on the state of the U.S. economy amid a banking crisis and the Federal Reserve's fight against inflation.



Bill Ackman blasts Yellen's rejection of full deposit insurance: A 'guarantee is...
Fortune



Unlimited Deposit Insurance Can't Solve Everything
The Wall Street Journal



CENTER FOR
ECONOMIC AND
BUSINESS RESEARCH



National Outlook

	2022	2023	2024
<u>Blue Chip</u>			
CPI	8.2	3.6	2.4
Unemployment	3.7	4.0	4.6
GDP	1.8	0.7	1.2
<u>NABE</u>			
GDP	1.8	0.5	



CENTER FOR
ECONOMIC AND
BUSINESS RESEARCH



National Outlook

	2022	2023	2024
<u>Blue Chip</u>			
CPI	8.2	3.6	2.4
Unemployment	3.7	4.0	4.6
GDP	1.8	0.7	1.2
<u>NABE</u>			
GDP	1.8	0.5	

Maybe

Doubtful

Misleading

So... no recession?



CENTER FOR
ECONOMIC AND
BUSINESS RESEARCH



National Outlook

	2023 Q1	2023 Q2	2023 Q3	2023 Q4
<u>Blue Chip</u>				
Unemployment	3.6	3.9	4.2	4.5
GDP	-0.1	-0.5	-0.1	0.6

Be careful: some numbers are % change year over year...
while others are from one quarter to the next.



CENTER FOR
ECONOMIC AND
BUSINESS RESEARCH



Quiz

What is the definition of a recession?

- a) Two consecutive quarters of decline in GDP
- b) A significant, widespread, and prolonged downturn in economic activity



CENTER FOR
ECONOMIC AND
BUSINESS RESEARCH



A Recession

A significant, widespread, and prolonged downturn in economic activity

Economists at the NBER look at nonfarm payrolls, industrial production, retail sales, and other metrics to determine if/when a recession begins and ends

... also, keep an eye on data revisions



CENTER FOR
ECONOMIC AND
BUSINESS RESEARCH



Recession? ... with 5% unemployment



CENTER FOR
ECONOMIC AND
BUSINESS RESEARCH



People Opting Out



CENTER FOR
ECONOMIC AND
BUSINESS RESEARCH

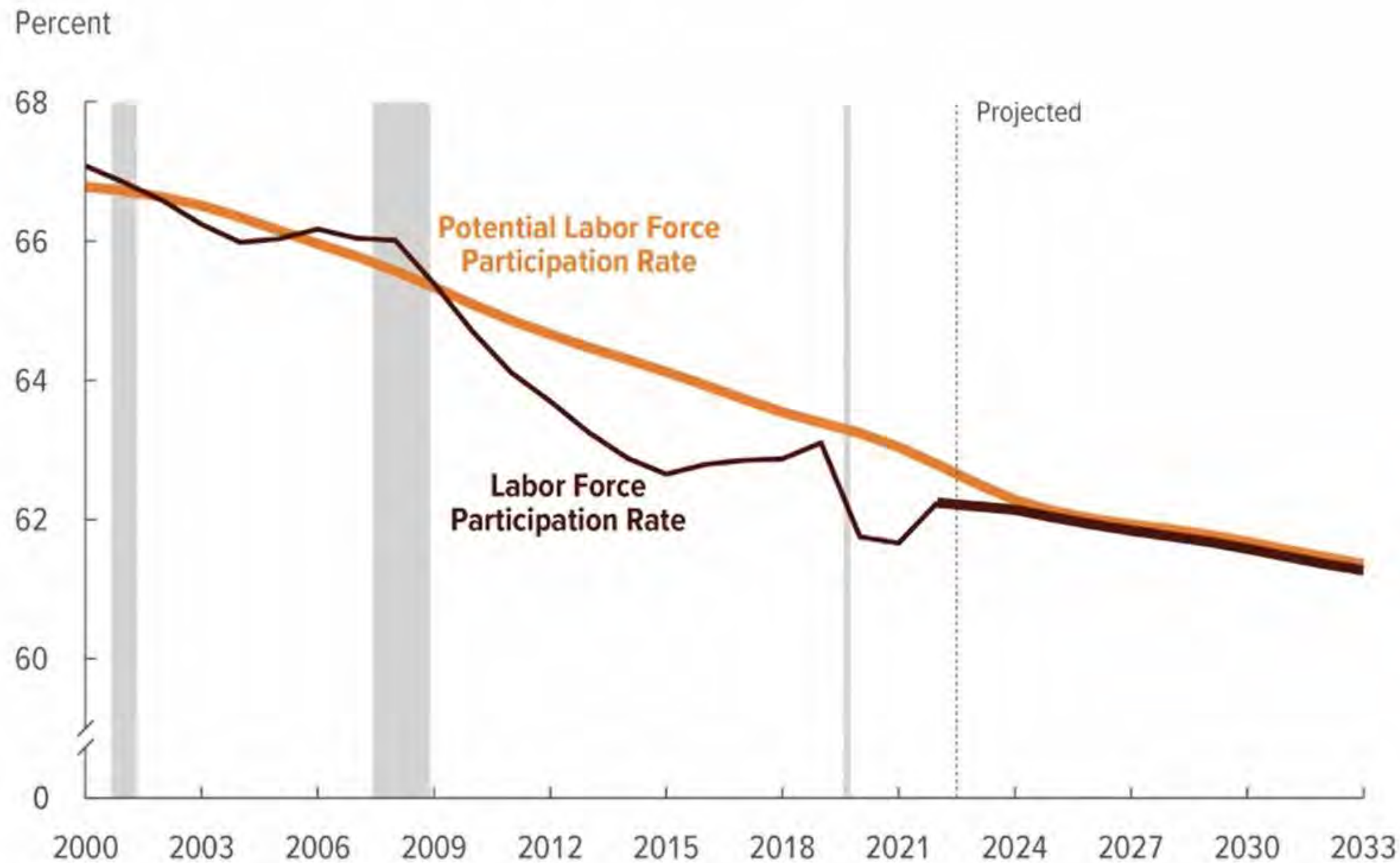


Long Term Trends



Not a Covid Issue

Labor Force Participation



The labor force participation rate declines after 2023 as the negative effects of the aging of the population offset the short-term effects of the expanding economy.

The labor force participation rate is the share of the civilian noninstitutionalized population age 16 or older that has jobs or that is available for work and is either seeking work or expecting to be recalled from a temporary layoff.

zoom

Will we have a Recession in 2023?

Low labor force participation could mean low unemployment, which will make it hard to say we are in a recession...

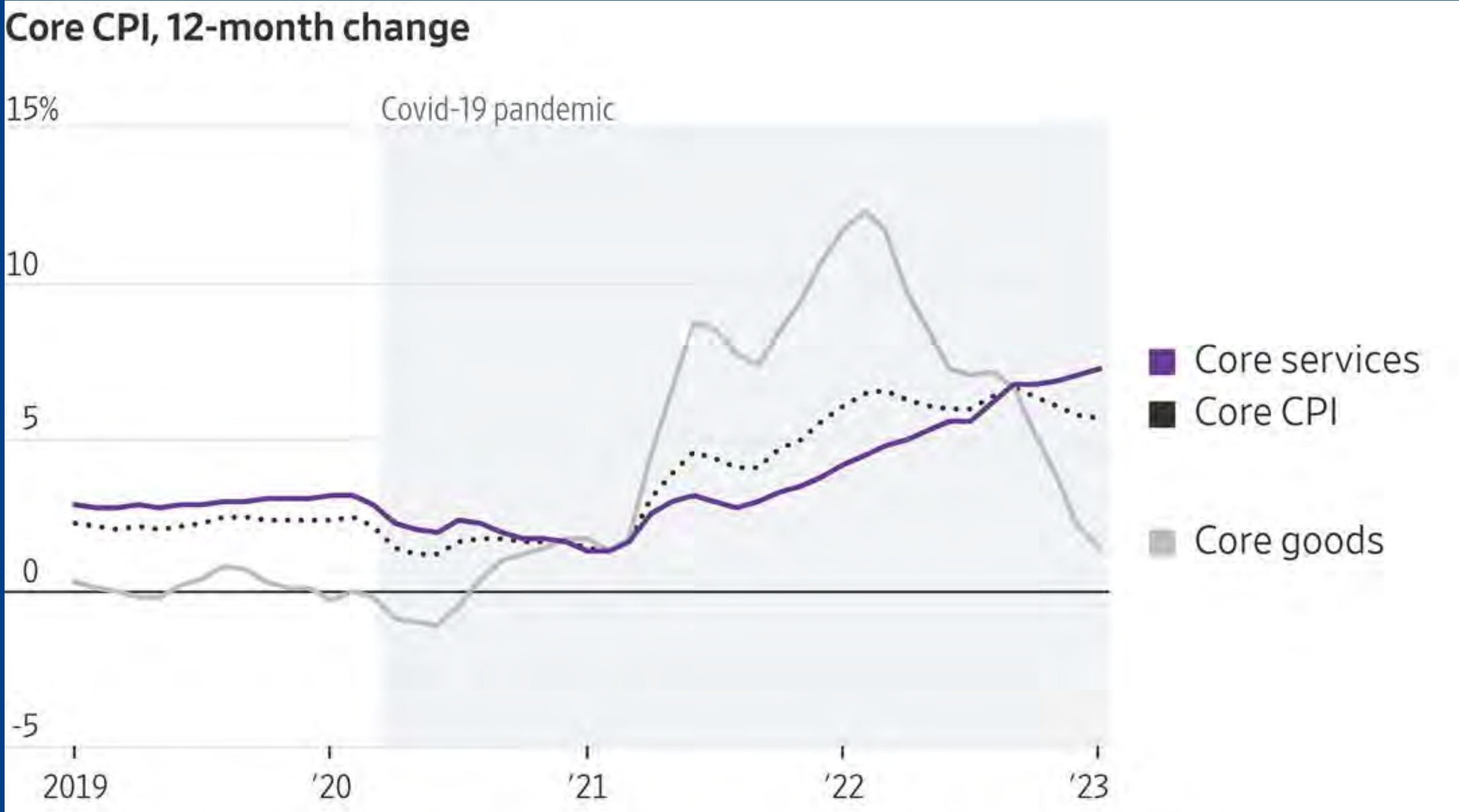
What else to consider?



CENTER FOR
ECONOMIC AND
BUSINESS RESEARCH



Inflation



Note: Core CPI refers to consumer-price index less food and energy. Core services refers to services less energy services. Core goods excludes food and energy items.

Source: Labor Department

Where do Prices go from Here ?

Deflationary pressures in durable goods as supply chain constraints and manufacturing bottlenecks ease... and the demand for goods vs services return to 'normal'

Inflationary pressures with China's reopening, war in Ukraine continuing, and the lingering effects of stimulus money



CENTER FOR
ECONOMIC AND
BUSINESS RESEARCH



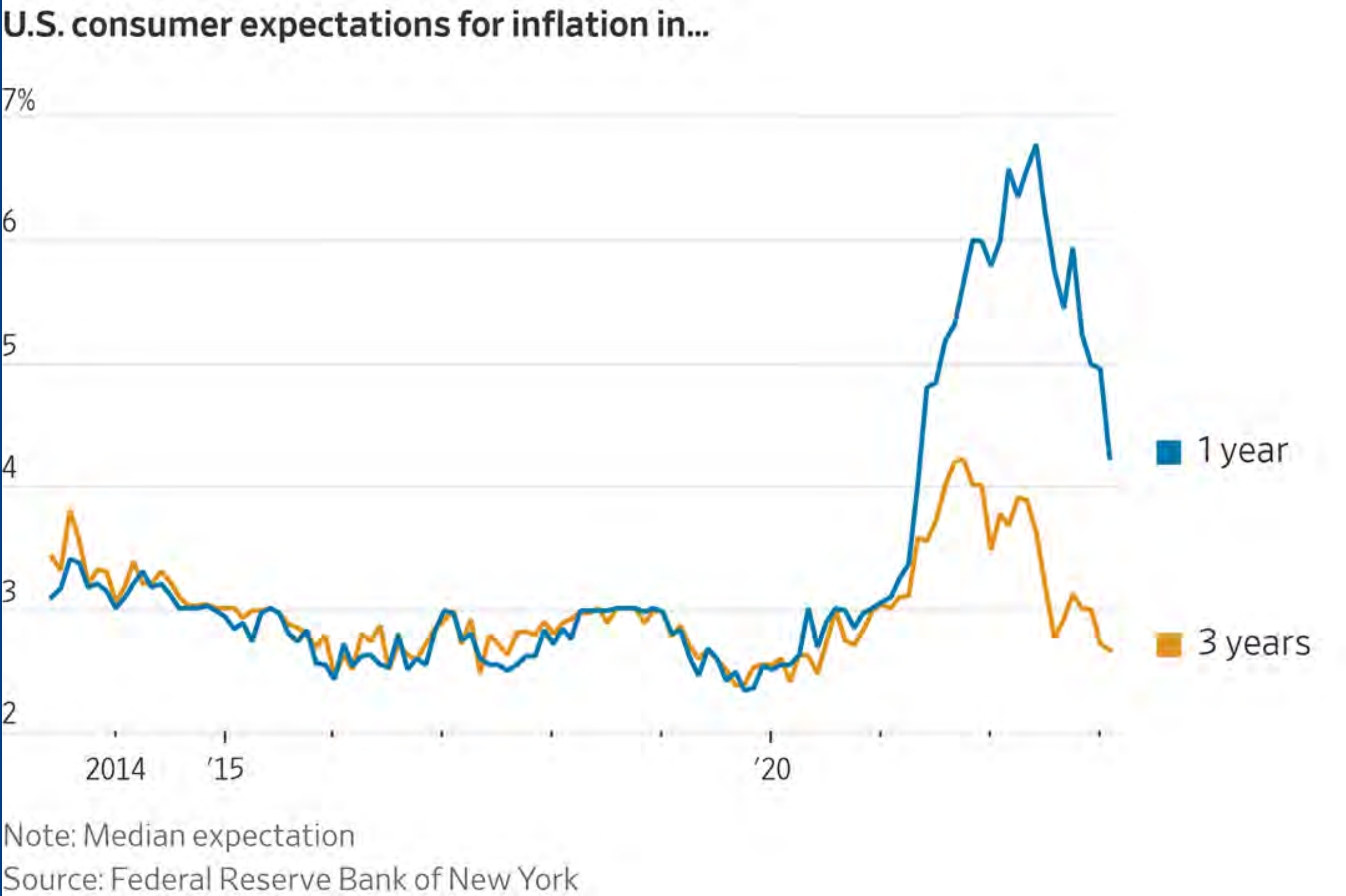
\$ Still Out There (not evenly distributed)



CENTER FOR
ECONOMIC AND
BUSINESS RESEARCH

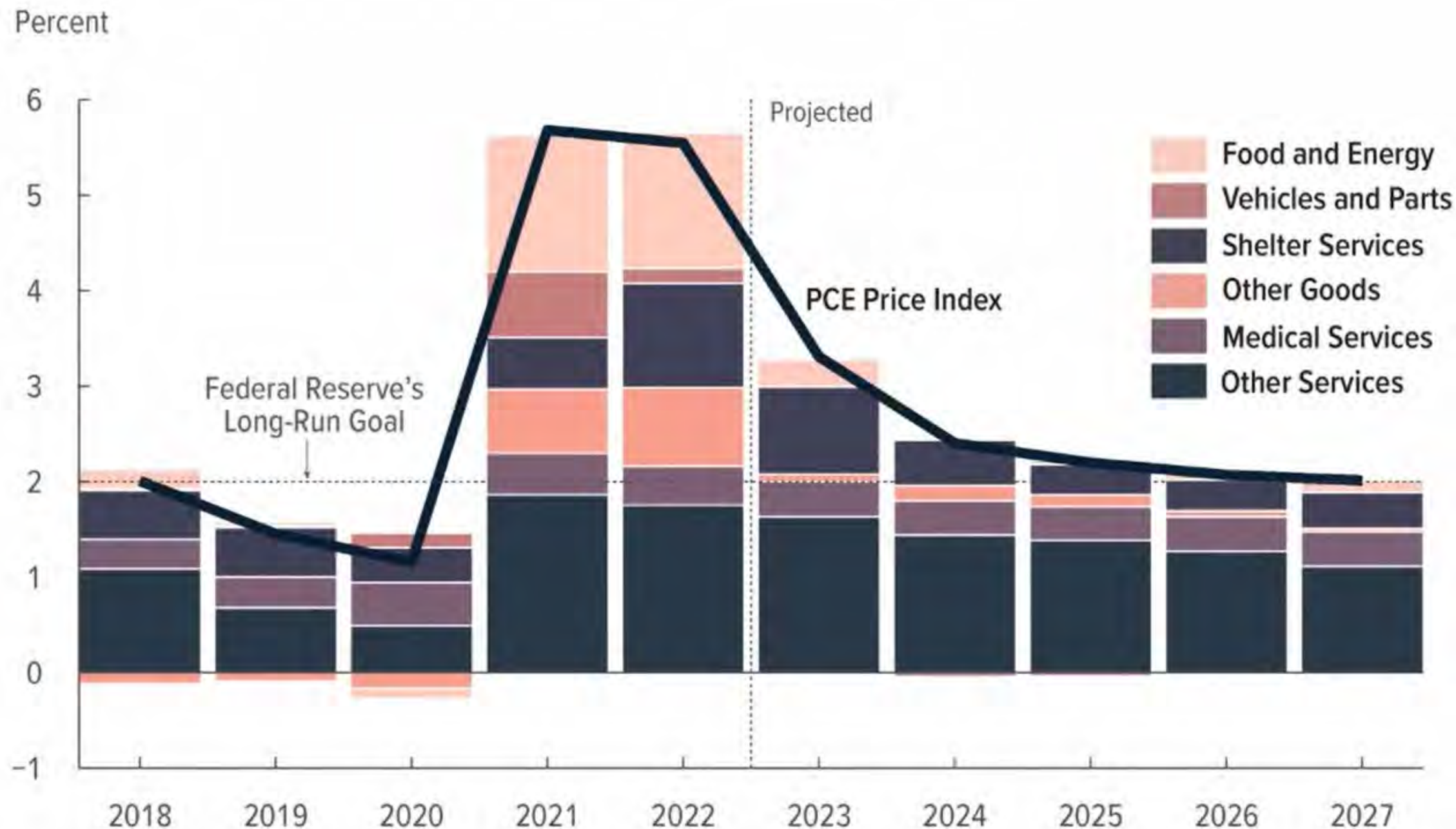


2% Inflation is a ways away



Inflation

Contributions to Overall Inflation



The alleviation of upward pressure on the prices of food, energy, and other goods and the downward pressure on prices in shelter services are the two main causes of falling inflation in 2023 and 2024.

Fed Funds Rate

- **How many more rate increases?**
 - **One more ?**
- **When do you expect rate cuts?**
 - **According to the BlueChip and other sources, not until 2024**
- **An important question is whether going back to 2% or so is reasonable?**
 - **It is hard to imagine the low rate environment**



The Fed's Challenge(s)

All at the same time:

- How to manage inflation?
- How to encourage a modest amount of growth in the near future?
- How to maintain stability in the financial sector?

Growth in many sectors was pulled forward with Covid – there has to be a subsequent period of slower growth.



CENTER FOR
ECONOMIC AND
BUSINESS RESEARCH



WESTERN
WASHINGTON
UNIVERSITY

From There to Here

National and global trends will drive economic activity in this region

But local trends aren't exactly the same as national trends... and local decisions matter a great deal.

What do you think is going to happen here? And why?

How do we compare to other areas?



**CENTER FOR
ECONOMIC AND
BUSINESS RESEARCH**

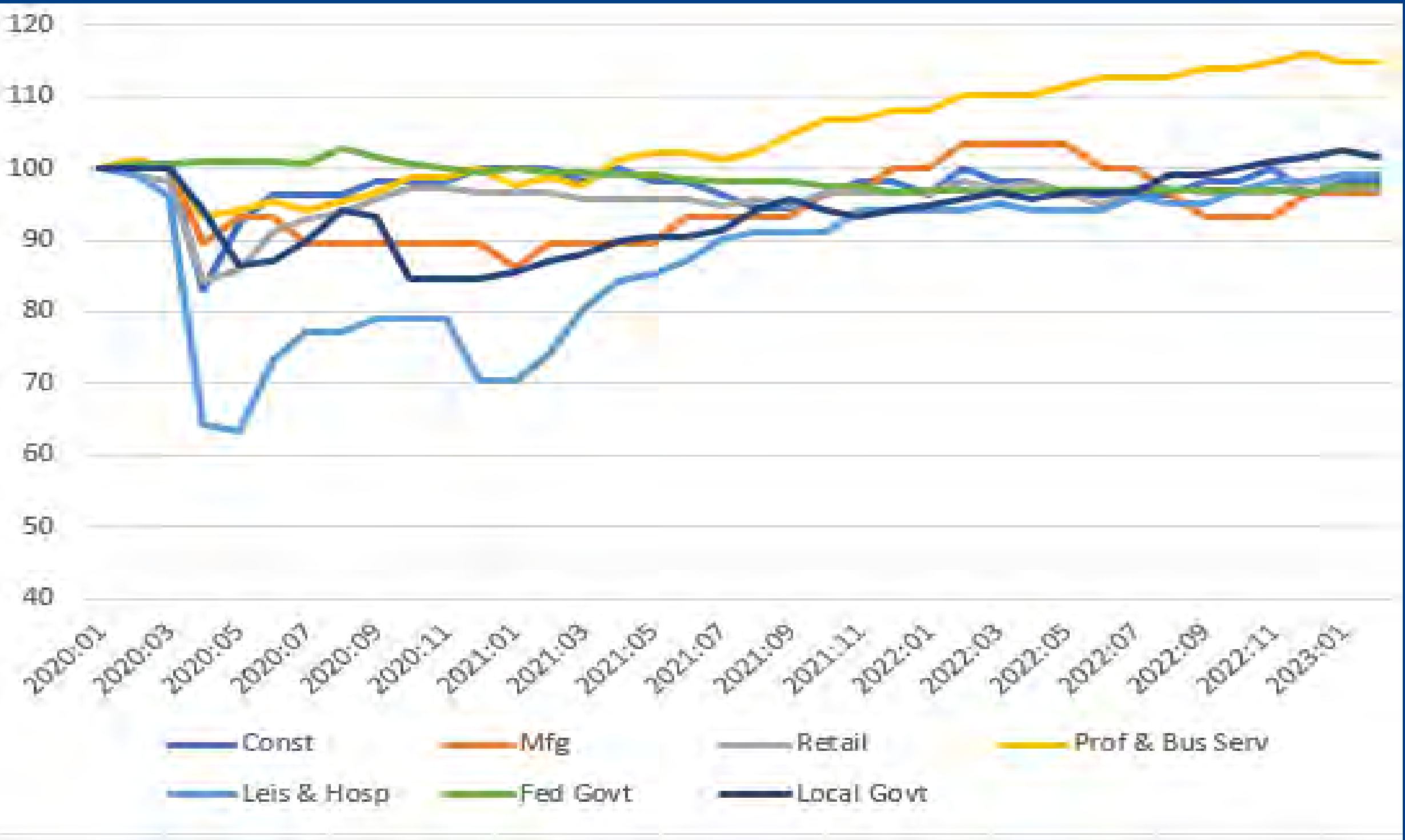


Puget Sound

<i>Annual Percent Change</i>				
	<i>2021</i>	<i>2022</i>	<i>2023</i>	<i>2024</i>
<i>Puget Sound Region</i>				
<i>Employment</i>	1.6	5.1	0.4	0.5
<i>Personal income (cur. \$)</i>	8.4	2.2	4.8	5.0
<i>Consumer price index</i>	4.7	8.9	4.6	2.9
<i>Housing permits</i>	28.5	-11.3	-6.1	2.0
<i>Population</i>	0.8	1.1	1.9	1.5
<i>United States*</i>				
<i>GDP (2012 \$)</i>	5.9	2.1	0.8	1.2
<i>Employment</i>	2.7	4.3	-0.1	1.8
<i>Personal income (cur. \$)</i>	7.4	2.1	4.7	4.9
<i>Consumer price index</i>	4.7	8.0	3.9	2.4
<i>Housing starts</i>	14.6	-2.8	-17.1	4.7

**Source: Blue Chip Economic Indicators*

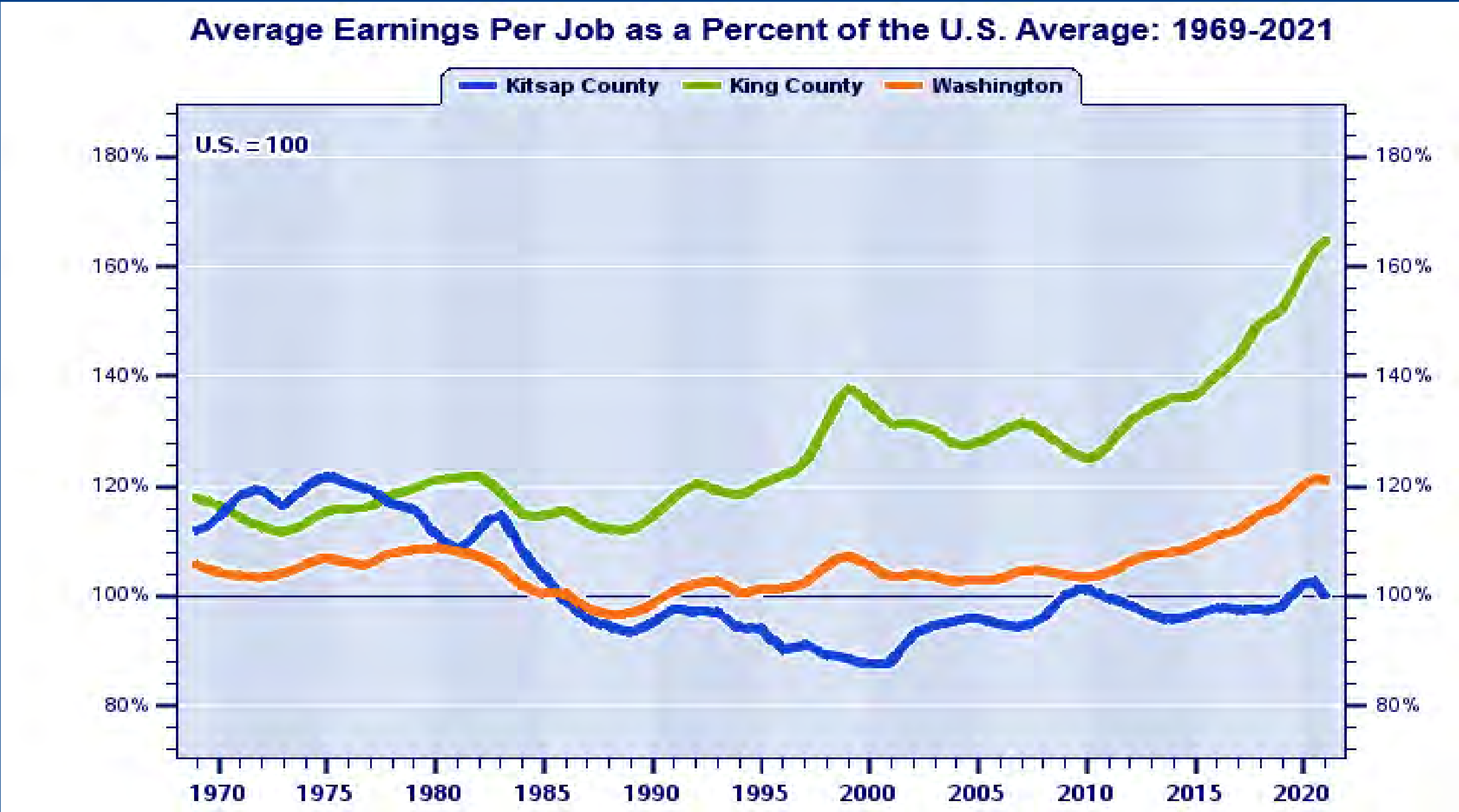
Bremerton MSA



Data from WA Employment Security

(Updated 1/5/2023)

Kitsap County



Source: Washington.REAProject.org
Data: Regional Income Division, BEA (11-16-2022)



CENTER FOR
ECONOMIC AND
BUSINESS RESEARCH



Housing

County	Avg Annual Wage (2022 Q3)	Housing: Median Resale (2022 Q4)	Affordability Index (2022 Q4)
Kitsap	\$68,343	\$504,700	67.7
Island	\$55,322	\$567,400	67.3
King	\$116,802	\$860,400	55.5
Whatcom	\$60,103	\$572,200	58.6



CENTER FOR
ECONOMIC AND
BUSINESS RESEARCH



Local efforts matter

Office space transition in urban areas

- How to incentivize conversions
- How to make urban areas appealing... or how to add amenities to suburban areas

Energy and Environmental Security

- Water and food
- Grid Security

Conflict and Poverty

- Dissatisfaction with disparities
- Homelessness



CENTER FOR
ECONOMIC AND
BUSINESS RESEARCH



Keep up with us

Email: cebr@wwu.edu

Phone: 360-650-3909

Twitter: @ PugetSoundEF

LinkedIn: WWU Center for Economic and Business
Research

Instagram: @ wwucebr

Facebook: WWU Center for Economic and



SharedWork Program



Rafael Colón

**Business Outreach Manager
Employment Security Department**

www.SharedWorkwa.com

Assisting Washington
BUSINESSES & EMPLOYEES

40 YEARS

SharedWork

SharedWorkWA.com

SINCE 1983



SharedWork - A proven business solution!

SharedWorkWA.com

What is SharedWork?

SharedWork is a voluntary assistance program that helps Washington businesses during temporary economic setbacks.

- Employers reduce worker hours to save payroll costs, instead of cutting jobs.
- SharedWork pays employees a prorated percentage of unemployment insurance benefits.



Contact SharedWork

Employers can verify their eligibility in minutes and get answers by calling 800-752-2500 and choosing Option 3.

800-752-2500

8am to 4pm, Monday through Friday

Option 1 – Claims

Option 2 – Existing Plans

Option 3 – New Plan Inquiry

Option 4 – I was asked to call

sharedworkplansect@esd.wa.gov

More ways to learn about SharedWork

- Watch our commercial on [Youtube](#).
- The SharedWork program will be hosting many regional and statewide **free virtual events** for employers in Washington.
esd.wa.gov/SharedWork/events
- The SharedWork program will be hosting weekly webinars through the year end to help businesses get informed.
- **Wednesdays 10:45 a.m. | [SharedWork Q&A for businesses webinar](#)**.
- Download the [SharedWork info card](#).

2023 KEDA Board Elections

KEDA BOARD OF DIRECTORS / 2023 BALLOT

NEW & RENEWING MEMBERS

Mary McClure <i>Commissioner, Port of Kingston</i>	Renewing Director	March 31, 2026
Angie Tomisser <i>Associate Principal, Rice Fergus Miller</i>	Renewing Director	March 31, 2026
Chris Cook <i>Senior Partner, Hearthstone CPA Group</i>	New Director	March 31, 2026
Holly Hill <i>Sr Director Western Locations, Outreach & Continuing Education, WWU</i>	New Director	March 31, 2026
Jennifer Kreidler-Moss <i>CEO, Peninsula Health Services</i>	New Director	March 31, 2026
Richard Schwarz <i>CEO, SAFE Boats International</i>	New Director	March 31, 2026

OFFICERS SLATE

Chair: Erin Leedham, <i>General Manager, Kitsap Mall</i>	March 31, 2024
Vice Chair: Roger Newton, <i>Owner, Newton Building & Development</i>	March 31, 2024
Treasurer: Chad Melton, <i>President, St. Michael Medical Center</i>	March 31, 2025

SAFEBOATS





2022 Annual Report

Presented By:
Joe Morrison

VISION

*Economic vitality for all -
in **ONE** spectacular place!*

MISSION

To facilitate healthy economic growth and investments that support livable, resilient communities, fueled by innovation and the diverse people and businesses of Kitsap.



Business Retention, Expansion & Recruitment

146

UNIQUE
CLIENT
ASSISTS

3719

TOTAL
EMPLOYEES
IMPACTED

399

CLIENT
ASSISTS



Enhanced Shop Local initiative Sponsored by Kitsap Credit Union & Kitsap County



INTERNATIONAL
ECONOMIC DEVELOPMENT
COUNCIL

The Power of Knowledge and Leadership

Silver Award for Excellence in
Economic Development



Outstanding Achievement
Economic Development Award for
Economic Response & Recovery

Government Contracting Technical Assistance



JAMES DAVIS
PTAC Program Manager



MARY JO JUAREZ
PTAC Business Counselor



TERRY HOMBURG
Contracting Specialist
(Volunteer)



MONA CARLSON
Contracting Specialist
(Volunteer)

- 94 Unique Kitsap clients
- 395 Counseling sessions
- 399 Hours counseling and prep
- 42 PTAC classes & co-hosted events
- 95 Class hours
- 383 Total class attendees (WA state)

2022

Other Business Retention and Expansion Activity

■ Monitor and Engage on Economic Issues

- Growth in Kitsap
- Housing Capacity
- Cost of Living

■ Resume Site Visits

- 32 visits / associated activities
- Bainbridge Island “Day Road” Day

■ Conduct Recruitment Activity

- 13 Engagements
- 3 C-level visits to Kitsap

■ Entrepreneurship and Innovation:

- Ongoing Working Group Meetings

■ Partnerships:

Office of Representative Derek Kilmer, Community Project Funding; Small Business Development Center; Kitsap Chambers of Commerce; Regional Economic Development District; Jurisdictions’ Economic Development Committees; Kitsap County Broadband Action Team; Workforce Partners (Olympic Workforce Development Council, Employment Security Department)

2022 Publications



kitsapeda.org | info@kitsapeda.org



KITSAP QUICK FACTS

- POPULATION IN THE CIVILIAN LABOR FORCE: 134,237
- UNEMPLOYMENT RATE: 4.3%
- AVG. COMMUTE: 29.9 mins
- 2021 POPULATION: 277,219
- MEDIAN AGE: 38.6
- INNOVATION! Recently ranked #2 most innovative community in America!
- MEDIAN HOME VALUE: \$603,025
- MEDIAN HOUSEHOLD INCOME: \$82,125
- AVG. RENT: \$1,731

2021 TOP EMPLOYERS

PRIMARY EMPLOYERS
St. Michael Medical Center, Port Madison Enterprises, Haselwood Auto Group, Noo-Kayet Gaming Corp, Kitsap Mental Health

TOP 3 MANUFACTURERS
SAFE Boats International, Watson Furniture Group, Far Bank Enterprises

PUBLIC EMPLOYERS
Naval Base Kitsap, Central Kitsap School District, South Kitsap School District, North Kitsap School District, Olympic College

EDUCATIONAL ATTAINMENT

HIGH SCHOOL DIPLOMA OR EQUIVALENT OR HIGHER (% of Population 25-)
94.9% - Kitsap County
90.6% - United States

HOLDS A BACHELORS DEGREE OR HIGHER (% of Population 25-)
34.4% - Kitsap County
32.9% - United States



KITSAP DEFENSE ECONOMY

Naval Base Kitsap—Economic Impact

DEFENSE CONTRACTORS: 7,500
ANNUAL ECONOMIC IMPACT: \$4 B
DAILY WORKERS: 36,978

TOP DEFENSE INDUSTRIES FY 2021

- Construction: \$964.1M
- Manufacturing: \$771.2M
- Professional Services: \$561.6M
- Admin/Support: \$341.7M
- Telcom: \$106.2M

DEFENSE PERSONNEL FY 2021

- 13,200 Military Personnel
- 23,465 Civil Service
- 313 Contract

TOTAL CONTRACTS PERFORMED IN KITSAP

- 2021: \$1,048,561,426
- 2020: \$1,632,877,971
- 2019: \$835,512,424

BY FIRMS LOCATED IN KITSAP

- 2021: \$416,891,511
- 2020: \$458,954,071
- 2019: \$454,525,067

TOP DEFENSE CONTRACTORS FY 2021

- NASSCO
- Skookum
- SAFE Boats International
- Peninsula Services
- TNT Constructors
- Triton Marine
- Coglian
- PME Construction Corp
- Silver Mountain
- Raytheon

\$384 M DoD CONTRACTS & SUBCONTRACTS awarded over last 5-years to Kitsap companies who received assistance through KEDA's PTAC program



Revised 08/01/2022. See reverse for data sources



Kitsap County 2021 TOP EMPLOYERS

Company/Organization	Sector	Total
Naval Base Kitsap (19,922 Civilian and 11, 220 Active-Duty Military)	Public	36,978
St. Michael Medical Center/ Franciscan Medical Group	Private	1,901
Central Kitsap School District ¹	Public	1,582
Kitsap County	Public	1,307
South Kitsap School District ²	Public	1,150
North Kitsap School District	Public	944
Olympic College	Public	914
Bremerton School District	Public	751
Port Madison Enterprises ¹	Private	628
Haselwood Auto Group	Private	556
Noo-Kayet Gaming Corporation (Port Gamble S'Klallam Tribe)	Private	511
YMCA of Pierce and Kitsap Counties ¹	Private	497
Lowe's ²	Private	466
Town & Country Markets (Corp. Office, 2 stores)	Private	450
Fred Meyer (2 stores) ³	Private	432
Lowe's ¹	Private	468
McDonald's (Peninsula office) ⁴	Private	431
Kitsap Mental Health Services	Private	427
Bainbridge Island School District	Public	403
Macy's West Stores, Inc. ²	Private	400
Starbucks ⁵	Private	395
Kitsap Transit	Public	394
Peninsula Community Health	Private	384
Suquamish Tribe ¹	Public	383
The Doctors Clinic	Private	381
Skookum Contract Services	Private	354
City of Bremerton	Public	335
Martha & Mary	Private	349
Retsil (WA Veterans Home) ²	Public	340
Stafford Healthcare (combined) ²	Private	330

¹ Based on 2020 data
² Based on 2021 Mergent data
³ Based on 2019 data
⁴ Based on 2018 data
⁵ Source Axle data

Tabulated by Western Washington University
Employment counts as of 12/31/2021
KEDA and WWU not responsible for non-reporting or inaccurate reporting



KITSAP COUNTY ECONOMIC PROFILE




Outreach & Media

- 8 KEDA Voices (Kitsap Sun column)
- 4 Featured Stories (KEDA website)
- 4 News Releases
- 30 Newsletters
- 3 Digital Hours



1.5K



1.3K



467



18K

BUSINESS JOURNAL

Kitsap's housing market is expanding — but will it ever be enough?

Joe Morrison Regional economy

Published 7:00 a.m. PT April 28, 2022 | Updated 10:26 a.m. PT April 28, 2022

Kitsap Sun

Sports Opinion Kitsap Life Obituaries Advertise eNewspaper Legals

Building our community by volunteering your talents

Erin Leedham Regional economy

Published 11:29 a.m. PT Aug. 8, 2022



It's the nature of Kitsap communities to support small businesses

“I retired early from BAE Industries on command staff at Naval Base Kitsap Keyport. I've always enjoyed creating. We are a zero-waste soap shop offering eco-friendly soaps, creams, balms, baby care products, beard care products, dish and laundry soaps. FROG Soap is celebrating its 10-year anniversary this September.”



H Laura Kneib, Owner | Soapmaker
FROG Soap™, Bremerton
360-627-8063 • frogsoap.com

Kitsap for 80 Years

“We have been very fortunate to enjoy... general contractors, custom builders and professional remodelers. do. This year, we will be expanding... business. We always want to do... ice to our clients.”

Scott Blackburn, President
Evergreen Lumber, Port Orchard
evergreenlumber.com



Love Helping Build Our Community

“We have been business owners for over 30 years, and we believe we should share that giving back is the key to success. Our apprenticeship program through Concele Products Barber & Beauty Lounge teaches diversity and inclusiveness. Their job is not just to own it, but share it with everyone. Our new school — Transforming & Rejuvenate Academy is all about giving. Young minds, big business. Our nonprofit, Love Me for Me, from Kindergarten to 7th graders — after school, spring and summer breaks, gives kids a place to go.”



Reuben and Tovi Wilkins, Owners
Concele Products, Bremerton
360-479-9199

Businesses

...ding apparel for local... ects to life — whether... house graphic design... rel.”

... Operations Manager
hawk Press, Poulsbo
skyhawkpress.com



Happy to be a part of the Kitsap Business Community

“Fresh and local go hand-in-hand when it comes to coffee. In 2003, Grounds for Change in Poulsbo began roasting and delivering coffee — giving local retailers fresh, local coffee to enjoy the next day. We roast 100% fair trade, organic coffee and were the first certified carbon-free roaster in the nation.”



Kelsey Marshall, Owner
Grounds for Change, Poulsbo
360-779-0401 • groundsforchange.com

Are h A lity

...e cooking in... t-up, there's... ca (with the... tsap, we are... ming spring.”

...re, Co-owner... er, Silverdale... ttlefish.com

Events



Business Briefings

Sound West Group (Marina Square)

Visit Kitsap (Tourism Economy)

Naval Base Kitsap

In-Person Events

Fall Forum –KEDA Signature Event

Digital Events

Virtual Annual Meeting

Kitsap Digital Hours



Seth Abelson
Program Manager



Rochelle LeMay
Business Development
Manager

Launched via a Washington State Department of Commerce Innovation Cluster Accelerator grant in March 2022

42 - Members

2 - Int'l Collaboration Agreements

2 - Institutional MOU

2 - Projects

2 - Initiatives

4 - Programs

4 - Distinct Focus Areas

3 - Major Industry Events

1 - Industry Board Leadership

DEI Focus: Intentional & Meaningful

KITSAP ECONOMIC DEVELOPMENT ALLIANCE
INVITES YOUR PARTICIPATION

DIVERSITY, EQUITY, & INCLUSION



facilitated by:

Grant Twyman & Rachel Askew, DEI Consultants,
NEXT Organizational Culture

kitsapeda.me/DEI

DEI COMMUNITY ENGAGEMENT SESSION

- Digital, March 1
- 50+ Community Attendees

ALSO

- We work to bring a DEI Lens to ALL KEDA activities
- Ongoing Leadership and Board Engagement on DEI
- Convened Bremerton childcare / early education discussion

Digital event:
business technical
assistance

KITSAP DIGITAL HOUR



#NationalBlackBusinessMonth

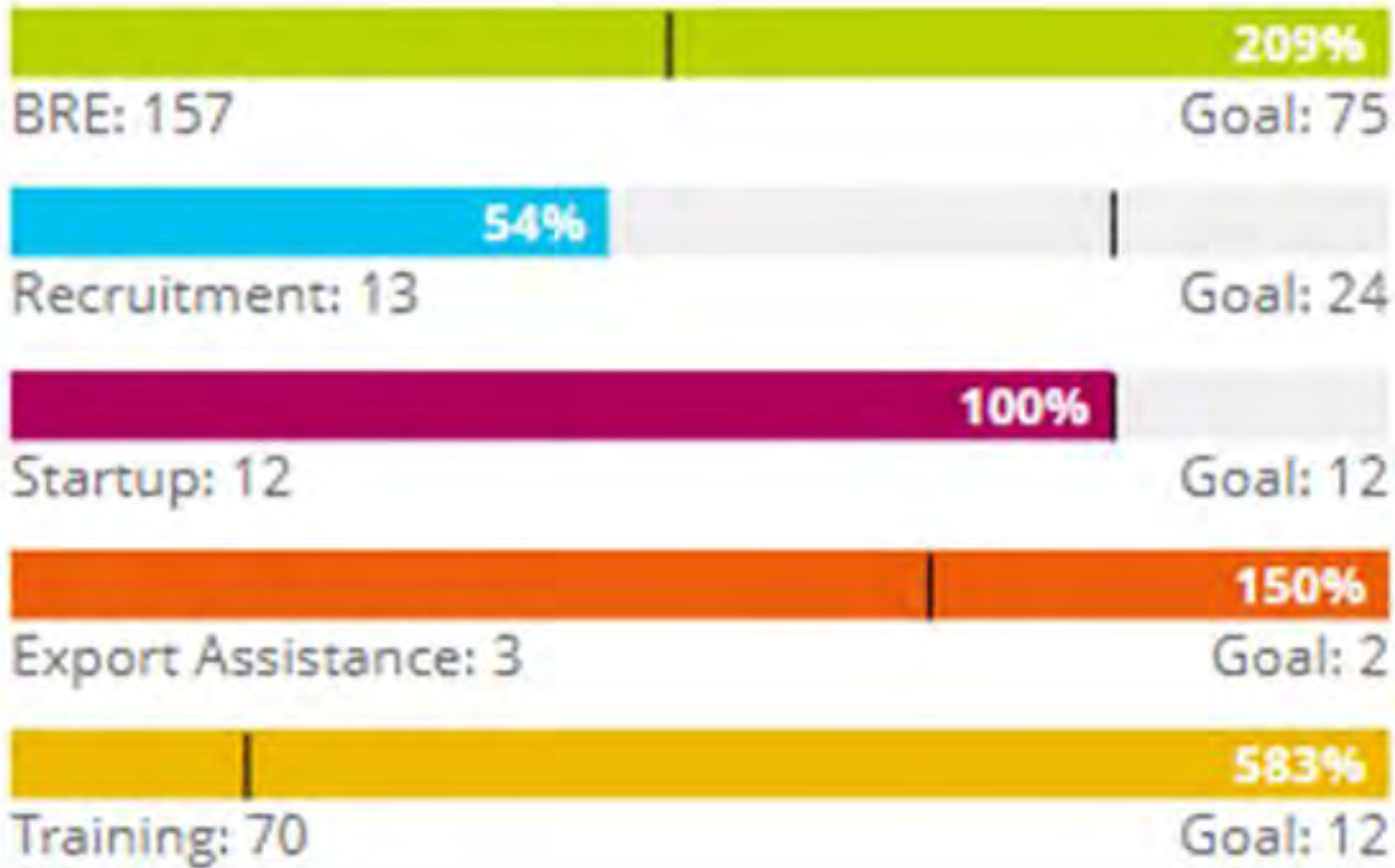
BUSINESS CREDIBILITY & CREDIT



kitsapeda.me/KDH

2022 Annual Goals - Summary

Summary of Activities



INVESTORS & PARTNERS



Washington State
Department of
Commerce



Kitsap Chambers



Workforce Orgs



Agency Partners



Service Orgs

KEDA Investor Members

Accountability Plus, Inc.

Art Anderson Associates

Bainbridge Chamber of Commerce

Bradley Scott

Bremerton Housing Authority

Cascade Natural Gas

City of Bainbridge Island

City of Bremerton

City of Port Orchard

City of Poulsbo

Express Employment Professionals

Fairbank Construction

First Federal Bank

First Underwriters

Giant Leap (Excell Puget Sound)

Greater Kitsap Chamber of Commerce

Hearthstone CPA Group

Help Desk Cavalry

Holly Ridge Center

Jim Carmichael & Associates

KCIB

Kingston Chamber of Commerce

Kitsap Bank

Kitsap Building Association

Kitsap County

Kitsap Credit Union

Kitsap Mall

Kitsap Public Facilities District

Kitsap Regional Library

Kitsap Sun

Kitsap Transit

KLB Enterprises

Korsmo Construction

KPUD

Land Title Company

Liberty Bank

Lyons Painting & Design LLC

Martha and Mary Child Care Facility

Mentor Company

Microsoft

Newton Building & Development

Noo-Kayet Investments

Nova Group, Inc

Office Xpats

Olympic College

OneBuild

Pacific NW Title

Paratransit Services

Peninsula Community Health Services

PME Construction

Port Madison Enterprises

Port of Bremerton

Port of Kingston

Poulsbo Chamber of Commerce

PSRC

Puget Sound Energy

Raydient Places+Properties

Raytheon

Rice Fergus Miller

SAFE Boats International

Silverdale Water District

Skookum

Sound Publishing Inc.

Sound West Group

South Kitsap Chamber of Commerce

Southard Beckham Atwater & Berry

South Kitsap Chamber of Commerce

Spark Commons

St. Michael Medical Center

Suquamish Tribal Council

Terry Homberg

The Doctors Clinic

Tim Ryan Construction

TMF CNC Machining

Town and Country Markets

United Moving & Storage

Vibe Coworks

Visit Kitsap

Washington State Dept of Commerce

Watson Furniture Group

West Sound Workforce

Westbay Auto Parts

Western Washington University

Wet Ankle Media



2023 Strategy

KEDA'S WORK CATEGORIES



**I. Business Retention,
Expansion & Recovery**



**II. Organizational &
Resource Development**



**III. Communications,
Outreach & Marketing**



IV. Focus Areas



WAV-C

**Diversity, Equity
& Inclusion**

Workforce



BRER

Business Retention, Expansion & Recovery

Initiate Formal Business Retention and Expansion Program (BRER 02)

- Interview 25+ Employers
- Selections based on a variety of data
- KEDA site visits will exceed this target

BRER Entrepreneurship Support



**BIPOC
Business Forum
(BRER 3)**



**Fund/Execute
Microbusiness Accelerator
(BRER 4)**

With VIBE Coworks, Kitsap Bank,
Kitsap Community Resources

Business Support



Kitsap County
Comp Plan Engagement
(BRER 5)



Spend Local
Buy Close By Campaign
(BRER 6)

Marketing, Communications & Outreach



Community Engagement (COM 01)

- Increase relationships with Navy, DoD, Prime Contractors

Public Events (COM 02)

- Annual Meeting/Economic Forecast
- Fall Forum (expanded)

Publications (COM 03)

- Top Employers
- Economic Profile Update

Program 1: PTAC Government Contracting

Goals

370 Counseling Time

125 New Clients

30 Total Events



Program 2: WAV-C



Primary Metrics

- 75** Cluster members by year end
- 2** Projects committed or launched
- 2** Events
 - Online General Assembly
 - In Person
- \$** Pursue operating capital

Focus Area 1: Workforce

Year 1: Assess opportunities to scale workforce

Examples:

- Navy / DOD Transitions
- Job Skills Training Programs
- Construction Trades
- Skills Training (Gap Analysis)
- Apprenticeship Pilot Programs?



Event: Major Employer Roundtable

Identify Metrics for Targeting & Success

Focus Area 2: Diversity, Equity & Inclusion

Finalize DEI Engagement by June 30th

- Survey KEDA Investors and Clients on Demographics, Industry, Experience
- Establish ongoing strategy, work plan and final "DEI at KEDA" Report

Community Partnership Building Event

May 4th - Marvin Williams Center, Bremerton



ONEkitsap



Micro-Business Accelerator



- Vibe Coworks Membership
- Business Plan Training
- Mentorship
- Lightning Talks
- Dedicated Office

Matchstick Lab

MICROBUSINESS ACCELERATOR SPOTLIGHT



Dionne & Greg Showers
Backflow Assembly Solutions



Reama Schuldt
Spread Supplies



Economic Champion Award

John Clauson

Executive Director, Kitsap Transit



Image: Anthony Bolante | PSBJ

Please join us in thanking today's sponsors

Premier Sponsor:



Event Sponsors:



CONTACT INFO:

Joe Morrison

morrison@kitsapeda.org

Theresa Mangrum

mangrum@kitsapeda.org



James Davis

davis@kitsapeda.org

Susan Veach

veach@kitsapeda.org

Seth Abelson

abelson@kitsapeda.org



Rochelle LeMay

lemay@kitsapeda.org

Mary Jo Juarez

juarez@kitsapeda.org



Terry Homburg

homburg@kitsapeda.org