

KEDA Annual Meeting

2026 ECONOMIC FORECAST LUNCHEON

April 2, 2026 | Suquamish Clearwater Casino Resort

Premier Sponsor:



Port Madison Enterprises
AN AGENCY OF THE SUQUAMISH TRIBE

Event Hall Sponsor:



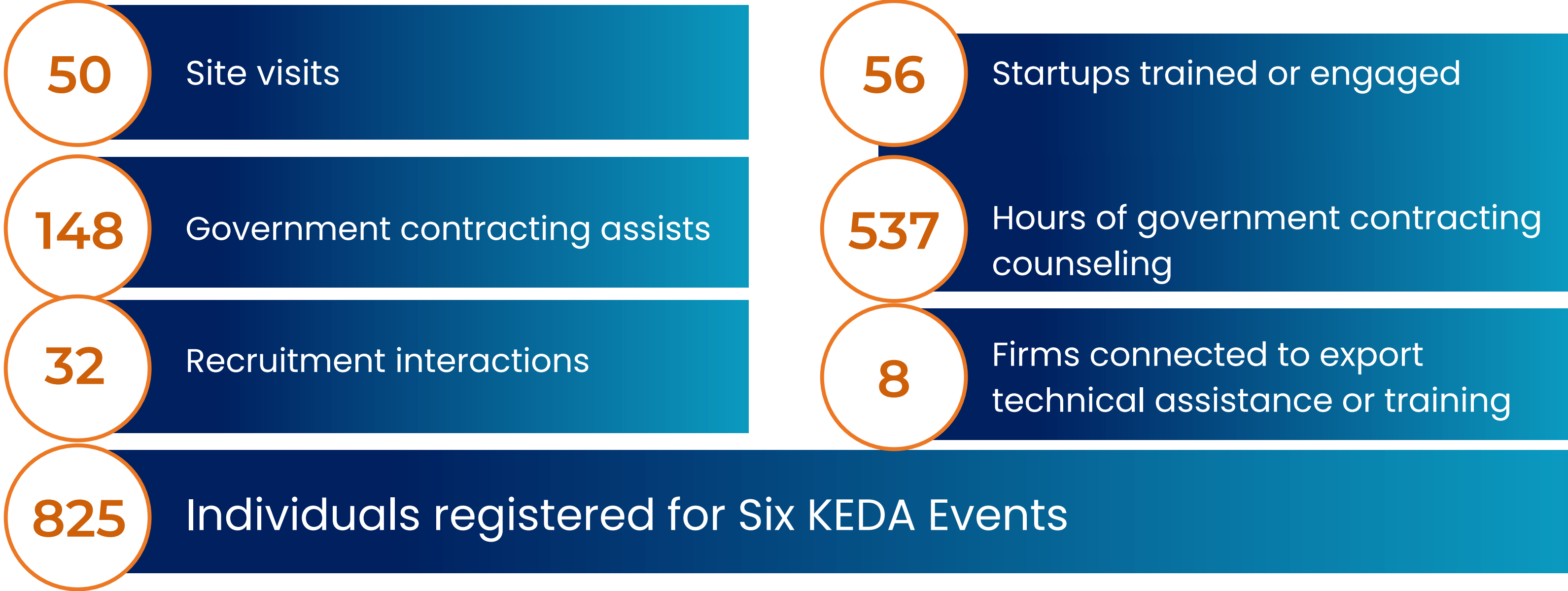
Presented by:



KEDA by the numbers



2025 we helped **265** businesses with:



\$51,094,077 In contracts won by active APEX Accelerator Clients

KEDA by the numbers

Return on Investment of Core KEDA Activities

\$3.6M in new labor income

\$380,560 in new state & local tax revenue

\$11.6M in total economic output

Experienced help for small
businesses pursuing
government contracts

**\$10.75 back to Kitsap
for every dollar invested**

Notes: Direct, indirect and induced impact analysis conducted by Thurston Economic Development Council using IMPLAN. APEX Excluded due to high contract values.

KEDA APEX by the numbers



Experienced help for small businesses
pursuing government contracts

KEDA APEX ACTIVITIES

\$51.1M in new contracts won

\$22.5M in new state & local tax revenue

\$104M in new labor income

\$316.6M in total economic output



Our Five-Year Goals (2024 - 2028)

- ✓ Create or Retain 2,500 Jobs
- ✓ Add 350,000 Square Feet of New Industrial Space
- ✓ See 3% GDP Growth

Progress

- ✓ 968 Jobs (39%)
- ✓ 60,000 Square Feet (17%)
- ✓ 2024 GDP Growth at 6.9%

<http://kitsapeda.me/onekitsap>

GRANTS

\$200,000

Inventech Marine

- \$200,000 Evergreen Manufacturing Grant
- 60,000 Sq. Ft New Headquarters (Port of Bremerton)
- 130 Jobs



IMS
INVENTECH MARINE SOLUTIONS

\$80,000

FIFA World Cup – Bremerton Fan Zone



\$500,000

Energy and Mobility Grant

- Increases Electric Charging Infrastructure
- Enhances mobility for FIFA World Cup Visitors and Circulator Pilot in Bremerton

m4a MOBILITY FOR ALL

PSE PUGET SOUND ENERGY

Entrepreneurship

\$21,000

Matchstick Lab

- Funds the 2026 Microbusiness Accelerator
- Coming in September!

FUNDING PROVIDED BY:



**Wells Fargo
Foundation**



Research & Reports


<http://kitsapeda.me/reports>

KITSAP EMPLOYMENT & ECONOMY REPORTS


KITSAP QUICK FACTS



INDUSTRIAL ASSETS



KITSAP COUNTY PROFILE



TOP EMPLOYERS

Kitsap County 2024 TOP EMPLOYERS

Company/Owner	Jobs	Industry	Employees	2024
Boeing	Public	Aerospace	15,000	8%
Northwest Paper	Public	Pulp & Paper	12,500	8%
Northwest Forest Products	Public	Forestry	10,000	7%
Northwest Shipyard	Public	Shipbuilding	8,000	6%
Northwest Shipyard	Public	Shipbuilding	7,500	6%
Northwest Shipyard	Public	Shipbuilding	7,000	5%
Northwest Shipyard	Public	Shipbuilding	6,500	5%
Northwest Shipyard	Public	Shipbuilding	6,000	4%
Northwest Shipyard	Public	Shipbuilding	5,500	4%
Northwest Shipyard	Public	Shipbuilding	5,000	4%
Northwest Shipyard	Public	Shipbuilding	4,500	3%
Northwest Shipyard	Public	Shipbuilding	4,000	3%
Northwest Shipyard	Public	Shipbuilding	3,500	3%
Northwest Shipyard	Public	Shipbuilding	3,000	2%
Northwest Shipyard	Public	Shipbuilding	2,500	2%
Northwest Shipyard	Public	Shipbuilding	2,000	2%
Northwest Shipyard	Public	Shipbuilding	1,500	1%
Northwest Shipyard	Public	Shipbuilding	1,000	1%
Northwest Shipyard	Public	Shipbuilding	500	0%
Northwest Shipyard	Public	Shipbuilding	500	0%

2019-2024 PERMIT DATA




2025 KITSAP COUNTY COST OF LIVING



NORTH KITSAP UNITED ECONOMIC ACTIVITY ANALYSIS



QUARTERLY TOP 20 EMPLOYMENT REPORT



KITSAP INDUSTRIAL LAND, BUILDINGS & INFRASTRUCTURE STUDY



ECONOMIC IMPACT OF THE SUQUAMISH TRIBE



WASHINGTON STATEWIDE DEFENSE ECONOMY IMPACT STUDY



KITSAP COUNTY HOUSING AFFORDABILITY



Industrial

Kitsap

INDUSTRIAL LAND, BUILDINGS & INFRASTRUCTURE STUDY

(KILBIS) Technical Report

April 23, 2025

Prepared for:



Prepared by:



“The most pressing near-term needs for Kitsap’s industrial market center on the creation of new industrial facilities and supporting infrastructure – quickly.”

*“The Shipyard Infrastructure Optimization Program (SIOP) program soon underway by the US Navy represents a **once-in-a-generation** opportunity for Kitsap County to grow its industrial base.”*

- Analytical Findings
- Stakeholder Engagement
- Recommendations
- Demand
- Suitability Assessment
- Competitive Assessment
- Inventory



US Navy SIOP PSNS & IMF Industrial Space Solicitations:

2024: 72,500 sq ft

2025: 270,000 sq ft

2026: 140,000 sq ft

<http://kitsapeda.me/KILBIS>

Economic Development

Is paddling in the same direction



 [Kitsapeda.org](https://kitsapeda.org)

 morrison@kitsapeda.org

